



University of Connecticut  
*Neag School of Education*

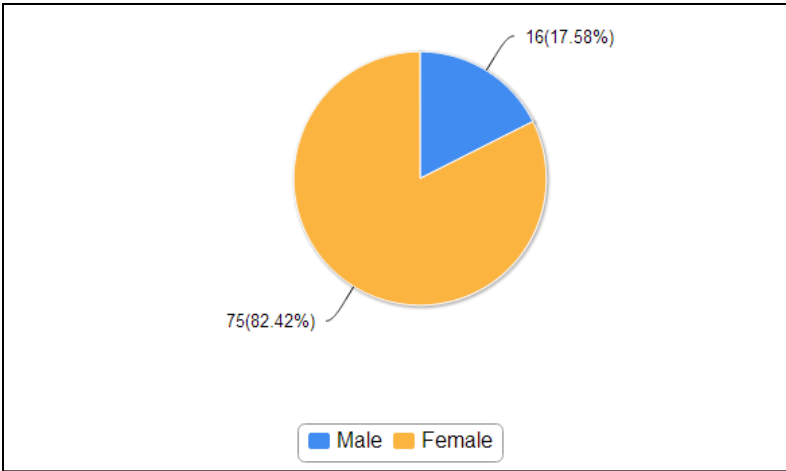
**COMMON ENTRANCE SURVEY RESULTS:  
IB/M TEACHER EDUCATION STUDENTS ENTERING IN 2013-2014**

*SEPTEMBER 2013*

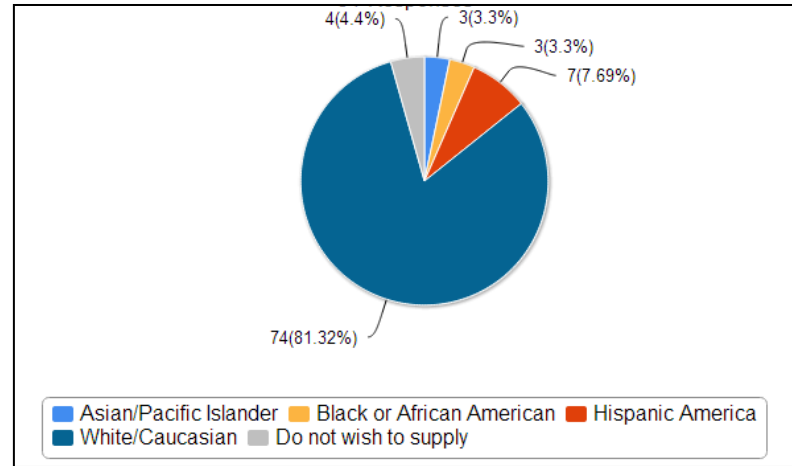
The Common Entrance Survey was administered to all incoming students enrolled in teacher education programs at the University of Connecticut's Neag School of Education in the fall of the 2013-14 school year. This report contains survey results based on responses of 91 students in the Integrated Bachelor's/Master's (IB/M) program., 75 of whom (82.42%) are female.

- ✓ 82.4% of IB/M teacher education students are female.
- ✓ Respondents are studying in the fields of Agriculture, Biology, Earth Science, Elementary Education, English Language Arts, General Science, Mathematics, Music, Social Studies, Special Education, and World Language. Elementary education is highest field of study (36.3%)
- ✓ The highest education level attained by 33.3% of students' mothers was at least a four-year college degree; similarly, 47.3% of students report their fathers' highest education level as four-year college degree.
- ✓ Most respondents (96.7%) attended a public high school.
- ✓ Respondents want to more focus on their study in elementary and high school , respectively 37.9% and 35.0%

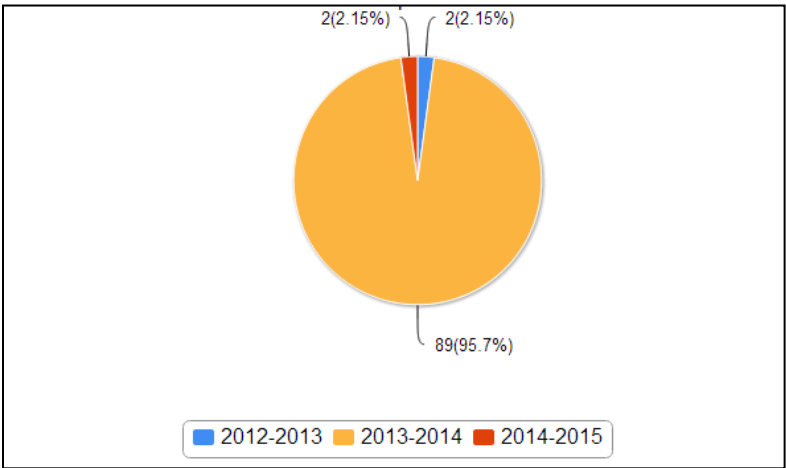
**Gender**



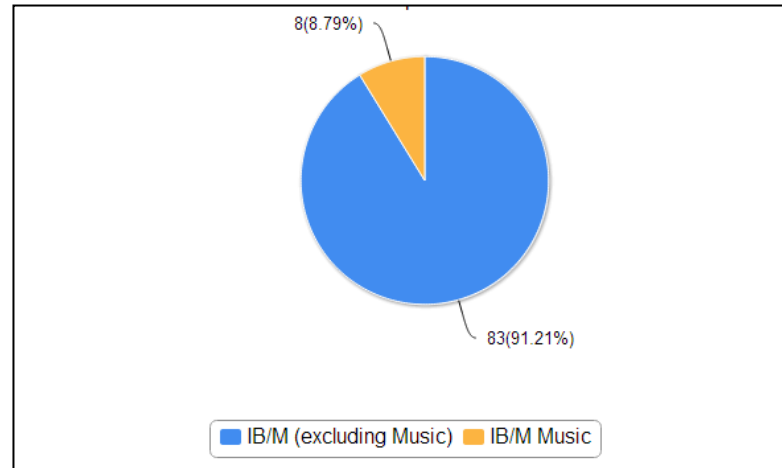
**Race/ethnicity**



**Year of Entrance**



**Program enrolled in**



### Highest level of education attained by your mother

Answer	Count	Percent
Some high school	1	1.11%
Completed high school	11	12.22%
Some junior/community college	8	8.89%
Completed junior/community college	7	7.78%
Some college	14	15.56%
Completed college	30	33.33%
Some graduate school	4	4.44%
Completed graduate school	14	15.56%
Unsure	1	1.11%

### Highest level of education attained by your father

Answer	Count	Percent
Some middle school	1	1.10%
Completed high school	17	18.68%
Some junior/community college	6	6.59%
Completed junior/community college	4	4.40%
Some college	8	8.79%
Completed college	43	47.25%
Completed graduate school	12	13.19%

### Type of high school attended

Answer	Count	Percent
Public	88	96.7%
Private (religious or parochial)	1	1.1%
Charter/magnet	2	2.2%

**What is your field of study?**

<b>Answer</b>	<b>Count</b>	<b>Percent</b>
Biology	2	2.20%
Earth Science	2	2.20%
Elementary	33	36.26%
English/Language Arts	8	8.79%
General Science	1	1.10%
Mathematics	8	8.79%
Music	8	8.79%
Social Studies/History	11	12.09%
Special Education	14	15.38%
World Language	4	4.40%

**Intended level of focus (more than one response permitted)**

<b>Answer</b>	<b>Count</b>	<b>Percent</b>
Elementary school	53	37.86%
Middle school	38	27.14%
High school	49	35.00%